


Accountability & Transparency



CORRAL
RIDING ACADEMY

Annual Report

2017-2018 FISCAL YEAR



Program Outcomes



92.24%

school attendance



Grades improved: **79%**



Girls involved in
gangs or court after
1 year: **NONE!**



EQ* Improved: **93%**

**Emotional Intelligence Quotient*

Program Recap

63

total girls served

41

Join the
Herd



22

Riding
Academy



10,104 volunteer hours



1,209

total champions



374 hours of direct
service to each girl



605

total volunteers

Money Talk

Operating Costs



\$777

for one girl to
participate in
Join the Herd



\$11,525

to fund one year
of Riding Academy
for one girl



\$4,841

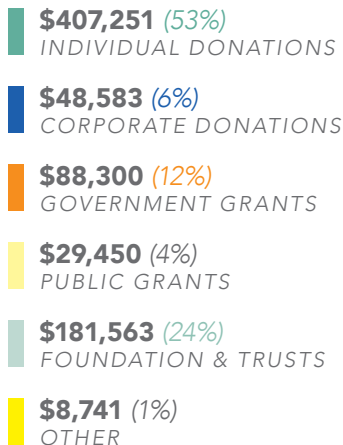
for feeding and care
of each horse in the
program per year

Total Raised: **\$763,888**

Goals exceeded by **\$219K** — WOW!



A copy of our annual financial audit
will be available in March 2019.



A DECADE OF IMPACT

2008-2018



88%

college matriculation



256

girls served



66,864

hours invested



Last year's graduates

We love to see our girls come into their own as seniors and choose their own path forward — especially when that path includes college! Both of our seniors will begin their higher education journey this year. We can't wait for that first email or farm visit to tell us how it's going! *You go, girls!*

Annalisa



Years with CORRAL: *5*
Wants to be: *Vet technician*

Jamie



Years with CORRAL: *2*
Wants to be: *Therapist*

Looking Forward

2018



Cary, NC



2019



Wake or Durham County, NC

After 10 years of hard work, CORRAL is at capacity!
In order to continue our mission to serve 500 more girls
in the next 5 years we must expand. While that expansion
comes at a cost, the impact is more than worth it!

Impact by 2028

	2008	2018	2028
 Girls served annually	1	63	200
 Session hours annually	60	10,768	37,760
 Champions involved	15	1,209	4,000
 Funding	\$17K	\$764K	\$1.9M